

Jun 24, 2017 - Jul 23, 2017

# Acquisition Overview

All Users  
100.00% Sessions

Primary Dimension:

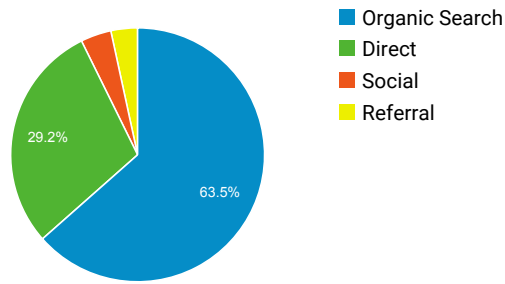
Conversion:

Top Channels

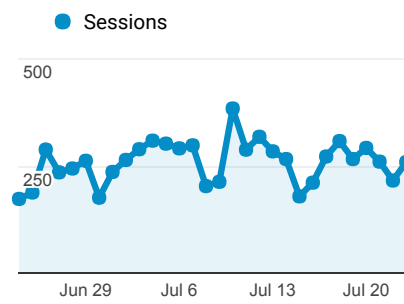
All Goals

[Edit Channel Grouping](#)

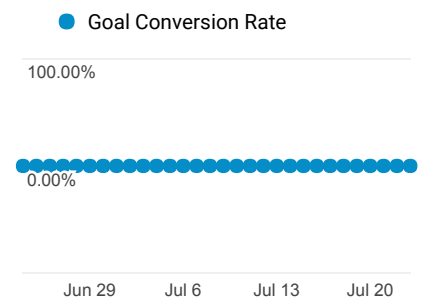
## Top Channels



## Sessions



## Conversions




### Acquisition

### Behavior

	Sessions ↓	% New Sessions ↓	New Users ↓	Bounce Rate ↓	Pages / Session ↓	Avg. Session Duration ↓
	7,774	89.99%	6,996	8.62%	2.53	00:01:00
1 Organic Search	4,935	<div style="width: 63.5%;"></div>		1.01%	<div style="width: 1.01%;"></div>	
2 Direct	2,272	<div style="width: 29.2%;"></div>		21.96%	<div style="width: 21.96%;"></div>	
3 Social	303	<div style="width: 3.9%;"></div>		4.29%	<div style="width: 4.29%;"></div>	
4 Referral	264	<div style="width: 3.4%;"></div>		40.91%	<div style="width: 40.91%;"></div>	

### Conversions



#### Set up a goal.

To see outcome metrics, define one or more goals.

[GET STARTED](#)

To see all 4 Channels click [here](#).